

Wireless Control Unit Receiver

TYPE WIO-B1R-RYG Instruction Manual

■ Notice to Customer

Thank you very much for purchasing our PATLITE products.

- Before using this product, thoroughly read the following instruction manuals in addition to this manual to ensure proper use.
 - The "Instruction Manual" or "WIO-B1T / WIO-B1R Installation Manual" included in the contents
 - Wireless Control Unit [WIO-B1T / WIO-B1R] Instruction Manual (download from our website)
- If there are any questions concerning this product, refer to the contact information at the end of this document and contact your nearest PATLITE Sales Representative.

■ To the Contractor

- Prior to installation, read this manual thoroughly to ensure correct use.
- Return this manual to the customer.

1 Before You Begin

■ About Safety Symbols

- To prevent injuries to the user and other personnel, as well as to prevent damage to assets, note the following.
- The following symbols classify warnings and cautions, and describe the level of harm and damage that will occur when the corresponding instructions are ignored.

 **WARNING** This symbol indicates, "Failure to follow the instructions may lead to death or serious injury."

 **CAUTION** This symbol indicates, "Failure to follow the instructions may lead to injury or property damage."






- The following symbols classify and describe the content of associated messages.

 This symbol identifies "Prohibited" operations that should never be carried out.

 This symbol identifies "Mandatory" instructions that should always be carried out.



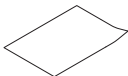
■ Safety Precautions

- Please thoroughly read "Safety Precautions" in the following instruction manuals, in addition to this manual, to ensure proper use.
 - The "Instruction Manual" or "WIO-B1T / WIO-B1R Installation Manual" included in the contents
 - Wireless Control Unit [WIO-B1T / WIO-B1R] Instruction Manual (download from our website)

 **WARNING**  To prevent accidents, do not use this product other than for its intended purpose and do not run operations or maintenance other than those described in this manual.  Do not modify or disassemble this product. Failure to follow these instructions could result in fire or electric shock.  Do not use this product when there is condensation. Failure to follow these instructions could result in fire or electric shock.  Turn off the power before performing any electric wiring or product installation. Failure to follow this instruction could result in electric shock.

 **CAUTION**  Do not use this product near fire, in hot or humid environments, or where corrosive or flammable gas is present.  Do not use thinners, benzene, gasoline, oil, chemicals, and so on to wipe away dirt on this product. Failure to follow this instruction could result in discoloration and deterioration. Wipe with a soft cloth, dampened with water and wrung tightly.  Pay close attention to the polarity of the power supply before connection. Connecting the power supply incorrectly could result in product failure.

2 Package Contents

| Package Contents | Receiver  WIO-B1R | LED Unit  LR6-E-R LR6-E-Y LR6-E-G | Instruction Manual (this document)  |
|------------------|--|--|--|
| Quantity | 1 unit | 1 unit each | 1 |
| Model | WIO-B1R-RYG | | |

PATLITE Corporation G2J

PATLITE Corporation ※Head office ■ www.patlite.com/
PATLITE (U.S.A.) Corporation ■ www.patlite.com/
PATLITE Europe GmbH ※Germany ■ www.patlite.eu/
PATLITE (SINGAPORE) PTE LTD ■ www.patlite-ap.com/
PATLITE (CHINA) Corporation ■ www.patlite.cn/
PATLITE KOREA CO., LTD. ■ www.patlite.co.kr/
PATLITE TAIWAN CO., LTD. ■ www.patlite.tw/
PATLITE (THAILAND) CO., LTD. ■ www.patlite.co.th/
PATLITE MEXICO S.A. de C.V. ■ www.patlite.com.mx/